



Real-time data and dynamic reporting for better business decisions

ONYX Hub software is a business intelligence tool with a browser-based dashboard that provides easy-to-understand, smart data across your entire site, enabling you to make better business decisions. With up-to-the-minute and historic ink and media waste reporting, you can better understand your costs, diagnose inefficiencies in your production and maximize profitability.

Entire Site Visibility


- *Immediate visibility into your entire site*
- *Easily use and understand data*
- *Browser-based dashboard*

Dynamic Reporting

- *Real-time and historic views*
- *Ink and media waste reporting*
- *Identify waste in your business*

Data Driven Decisions

- *Identify inefficiencies in production*
- *Gain insight into costs*
- *Increase overall profitability*

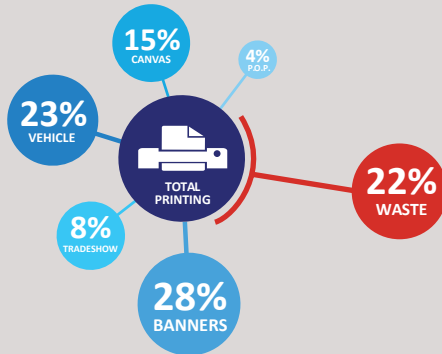


KEY FEATURES



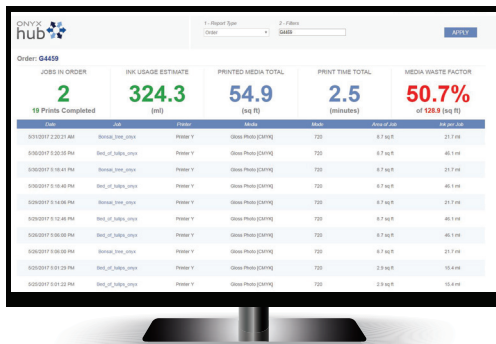
Entire Site Visibility

- Immediate visibility into your entire production environment with real-time and historic data
- Drill down into job details showing reprints, submissions, printer information, time stamps, job tickets, ink usage and media waste
- Easy to use and navigate browser-based dashboard



Dynamic Reporting

- Real-time ink usage and media waste reporting
- Capture data and run reports on every job across your entire site
- View live production information by job, printer or station
- Historic and trend information on printed jobs
- Identify areas of waste in your business



Data Driven Decisions

- Identify media waste to increase profit per job
- Gain insight into entire site for better understanding of costs
- Help identify production bottlenecks based on reprints, job trending, ink and media trending, wasted media and printer utilization to streamline your workflow and maximize profitability

Features and Benefits

- Entire site visibility both today and over time
- Real-time print production data from the ONYX Print Data Platform
- Browser-based dashboard showing printer, job and station production data
- Single view of entire print production site
- Reprints / reworks of actual vs expected prints
- Use dynamic reporting to help identify production bottlenecks
- Historical job reports
- Trending information for printed jobs, ink usage and media waste
- Reports by job, RIP station and printer
- Ink usage and media waste reporting
- Easy to use and navigate intuitive interface
- Easy access production manager to submit jobs and manage printing
- Quick and easy to install and set up without disrupting production
- Visibility into production environment to better understand costs
- Platform based on actual job data
- Identify inefficiencies in your print production
- One portal to understand production without visiting each station or device
- Make production workflow adjustments on the fly

* Availability of ONYX Hub requires ONYX Thrive and ONYX Advantage Gold. Go to onyxgfx.com/onyxhub for more details on how to get ONYX Hub.

Minimum System Requirements

Operation System	Microsoft® Windows® 7 Professional 64-bit or newer (32-bit not supported)
Processor	Multi-core processor
RAM	8 GB minimum (4 GB / core recommended)
Hard Drive	500 GB (7200 rpm) (250 GB+ free space)
Monitor	1280 x 1024

